

Recessed spotlight

4.0108

HIRO™ – A compact spotlight for the highest demands of architectural lighting. With timeless elegance and robust characteristics, this spotlight defies even the most challenging environments without making any aesthetic compromises.



1:1 SCALE

4.0108 | Recessed spotlight

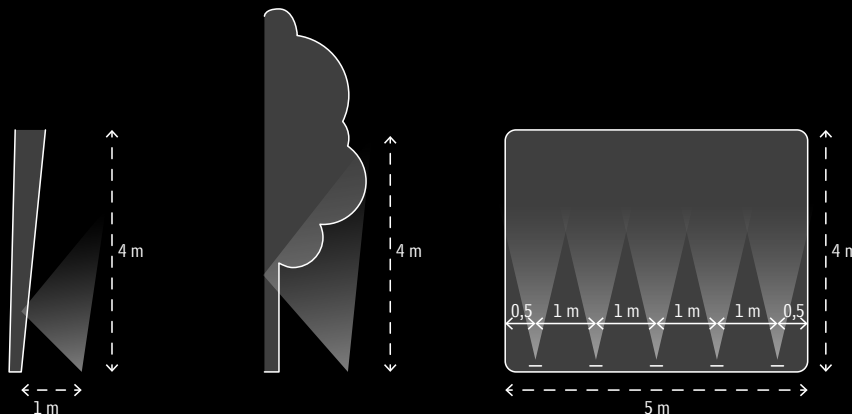
HIRO - Highly robust architectural lighting

Up to 875 lumen light intensity

- Luminaire from the HIRO Inground series
- Protection class IP68 (up to 20 m water depth) - protection against flooding
- Protection class IP69 (up to 80°C) - protection against high pressure and high jet water temperatures
- Impact resistance IK11
- Static load capacity 10kN (1,000 kg)
- CapStop™ system against moisture and water drops inside the luminaire
- Luminaire entirely made of stainless steel 316Ti 1.4571, electropolished
- Round or square attachment cover, height 3 mm
- Tempered safety glass (ESG)
-
- POW-LED cold white, warm white, neutral white, extra warm white (230 V)
- Multichip POW-LED RGB-W or Amber (operating mode: constant current)
- Rotationally symmetric light distribution
- Temperature controlled (onboard)
- Surge protection
- DALI-2 compatible
- LED unit can be swivelled plus 15° (factory-set)
- Luminaire can be rotated 350° in the installation sleeve
- Optimised glare control with light-absorbing matt black interior (optionally matt white)
- Max. surface temperature on the luminaire: 50°C
- Max. permissible ambient temperature: 40°C
-
- (Mono) Integrated power supply unit
- (RGB-W) External controller (to be ordered separately)
- (Mono) Supplied with 1.0 m connected cable (H07RN-F)
- (RGB-W) Supplied with 5.0 m connected UW cable
- Innovative installation sleeve set made of stainless steel 304L (to be ordered separately)

Typical applications

To illuminate façades and walls, the luminaires are installed at a distance of around 1 metre. Objects, such as sculptures and trees, are illuminated in a targeted manner using the swivelling LED unit up to a height of 4 metres.





© Hofgut Liederbach, Liederbach, Germany



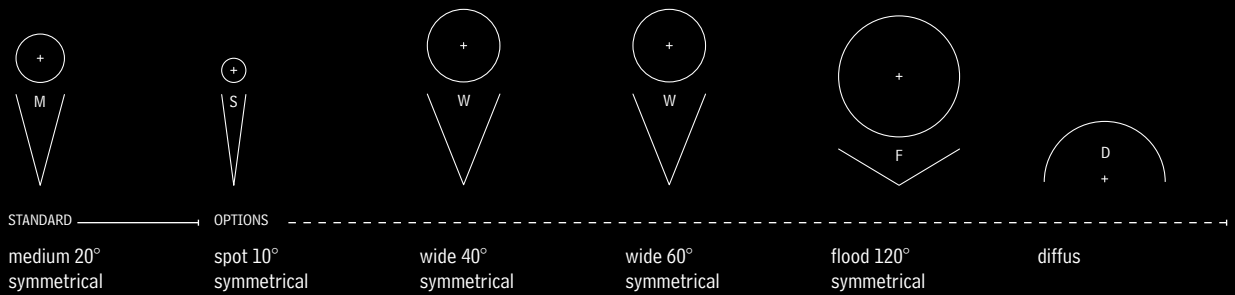
© ATMOSPHERE by Krallerhof, Leogang, Austria

4.0108 | Recessed spotlight

Colour temperatures



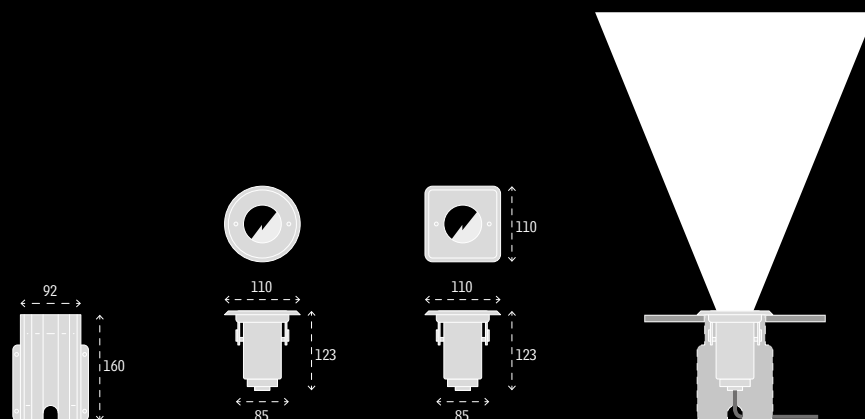
Beam angles



Additional parts

<p>Additional disc, frosted für 4.0108, for softer light distribution (light loss approx. -8%) 9.0108.00.20</p>	<p>anti-glare louvre for 4.0108, internal, black, light-absorbing, prevents lateral glare from the luminaire from any direction 9.0108.00.50</p>	<p>Anti-skid coating Highest anti-slip class R13 50.40108.0003</p>	<p>Interior cover, matt white for 4.0108, as an alternative to the standard black cover 9.0108.00.30</p>	<p>Distribution box Junction box, IP68, plastic, M16/M20, (1 on the back, 7 on the side), incl. casting resin for moulding, 92 x 92 x 60 mm 85.4.00015.026</p>

Dimensions





IP68 IP69	IK11	1.0t	STAINLESS STEEL V4A 1.4571 316Ti	3.000 K 4.500 K 6.000 K	RGB-W	230 V	CONSTANT CURRENT KONSTANT STROM	DALI 1-10 V OPTIONAL DIMM	CABLE INCL.	ta max 40°C	CAP™ STOP	↑	↓	CE
--------------	------	------	---	-------------------------------	-------	-------	--	------------------------------------	----------------	----------------	--------------	---	---	----

Monochrome illumination

Cover	#	Color	Lumen	Specifications	Control gear	Details
Round Cover	4.0108.20.11	6.000K cold white	875 lm	LED 1 POW-LED WATT total 6 W POWER 230 V BEAM 20° medium CABLE H07RN-F, 3x1,0 qmm	Inclusive (230 V) max	→ www
	4.0108.20.12	3.000K warm white	710 lm			
	4.0108.20.13	4.500K neutral white	760 lm			
	4.0108.20.18	2.700K extra warm white	700 lm			
Square Cover	4.0108.40.11	6.000K cold white	875 lm			
	4.0108.40.12	3.000K warm white	710 lm			
	4.0108.40.13	4.500K neutral white	760 lm			
	4.0108.40.18	2.700K extra warm white	700 lm			

Dynamic illumination

Cover	#	Color	Lumen	Specifications	Control gear	Details
Round Cover	4.0108.20.41	RGB-CW cold white 6.000K	cold white: 240 lm	LED 1 Multichip POW-LED WATT all on 8 W POWER CC 700mA @12 V-DC BEAM 20° medium CABLE UW, 10x0,25 qmm	5.0670.79.52 max 6	→ www
	4.0108.20.42	RGB-WW cold white 3.000K	warm white: 210 lm			
	4.0108.20.43	RGB-NW cold white 4.500K	neutral white: 225 lm			
	4.0108.20.24	Amber	390 lm			
Square Cover	4.0108.40.41	RGB-CW cold white 6.000K	cold white: 240 lm			
	4.0108.40.42	RGB-WW cold white 3.000K	warm white: 210 lm			
	4.0108.40.43	RGB-NW cold white 4.500K	neutral white: 225 lm			
	4.0108.40.24	Amber	390 lm			

Installation housings

4.0108.01.00	9.0108.00.10	95.40108.0001
Installation housing made of stainless steel 304L, for installation of HIRO series luminaires in loose or solid surfaces	Mounting kit optional for installation sleeve 4.0108, consisting of 4 floor retaining clips, For fixing the installation sleeve to the ground	Protective cover optional for installation sleeve 4.0108, Material chipboard water resistant, for closing the installation sleeve during the construction phase

Notes

- The connection of the luminaire must comply with protection class IP68
- When installing the light, any national standards must be observed
- The light source of this luminaire may only be replaced by the manufacturer or a service technician authorised by the manufacturer or a similarly qualified person
- To avoid hazards, a damaged outer flexible cable of this light may only be replaced by the manufacturer, its service agent or a comparable specialist
- The separately available mounting kit is recommended for adjacent compaction of the substrate (e.g. with a vibrating plate)