

Recessed Linear Spotlight

4.3061

With 18 linearly arranged high-performance LEDs, the robust stainless steel recessed spotlight with its above-average high quality creates a wide light distribution that homogeneously illuminates the entire surface of the water in large public swimming pools or hotel pools. It is also used for marking lines in sports pools. Options ranging from cool to neutral to warm white, blue and RGB are available as colour temperatures. Thanks to the swivelling capability of the LED unit during production, the light cone can be directed onto the floor to achieve better illumination and minimise glare.



1:1 SCALE



4.3061 | Recessed Linear Spotlight

Up to 4140 lumen – Linear illumination for swimming pools

- Protection class IP68 – up to 5m water depth
- Entirely made of stainless steel 316Ti 1.4571
- Rectangular cover, made of stainless steel 316Ti, height 5 mm
- ...
- POW-LED cold white, warm white, neutral white
- POW-LED blue
- POW-LED RGB
- Operating mode: constant current

- Rotation-symmetric light distribution
- Temperature controlled (NTC)
- Adjustable +/- 15°
- ...
- Constant-current power source/RGB Controller external
- Cable gland PG11, stainless steel 316Ti
- Installation housing made of stainless steel 316Ti with 1.5 m cable protection tube and connection socket (order separately)
- Supplied with 3m of underwater cable



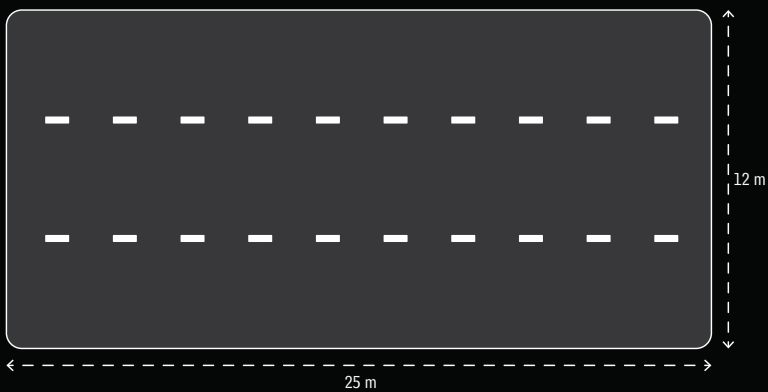
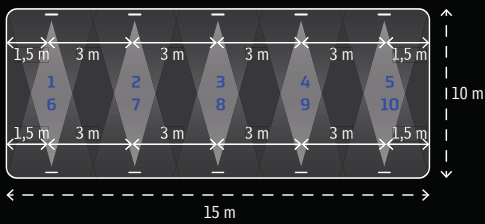
© Campus Sursee, Oberkirch, Switzerland
Photo: Samuel Trümpy



© Parkhotel Vitznau, Switzerland

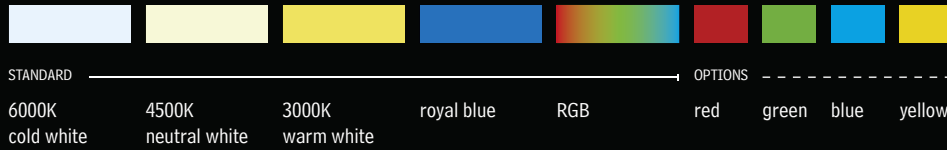
Typical applications

Starting from a pool width of 8 metres, choose an opposite arrangement of the spotlights, with a distance of approximately 3 metres between each. For narrower pools, a one-sided arrangement is practical. The spotlight can be used individually, for example in the floor as orientation or in wide stair areas. It can also be used in various water features.

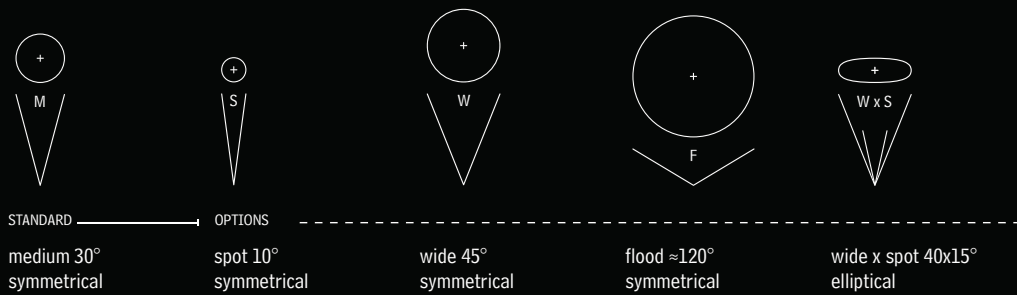


4.3061 | Recessed Linear Spotlight

Colour temperatures



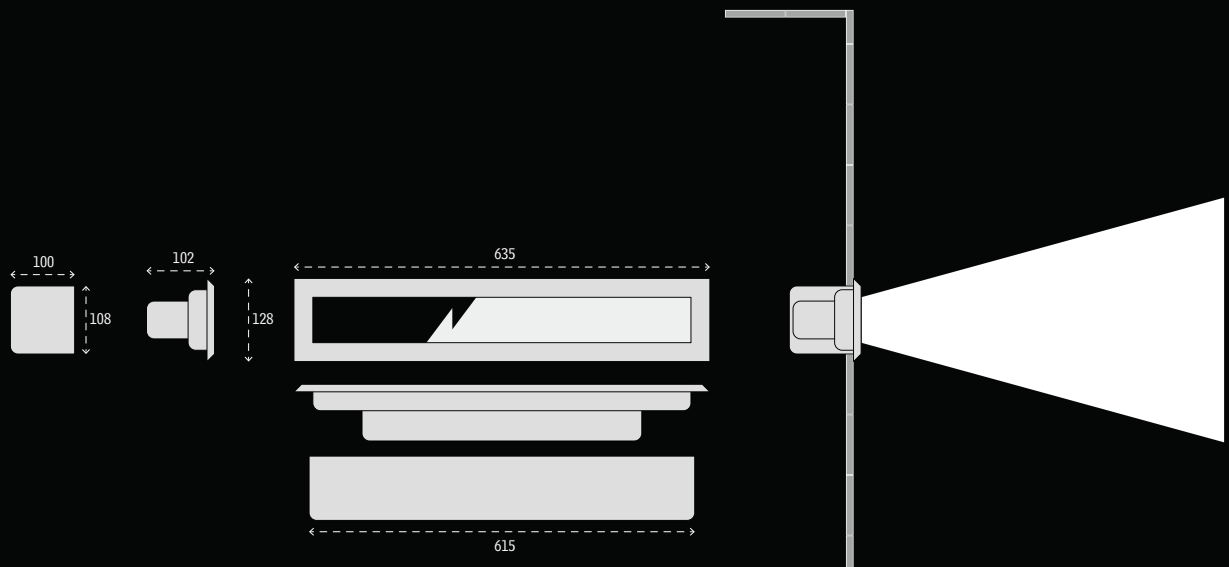
Beam angles



Notes

- Installation housing for other pool types or flush cover version on request.
- Variant as surface-mounted spotlight available (tiltable from 180 °)
- Matching installation housing should be selected, depending on the installation type and situation.

Dimensions





IP68	IK11	STAINLESS STEEL V4A 1.4571 316Ti	ELECTRO POLISHED	3.000 K 4.500 K 6.000 K BLUE	RGB	CONSTANT CURRENT KONSTANT STROM	DALI 1-10 V OPTIONAL DIMM	CABLE INCL.	max 5m			1.5t		
------	------	--	------------------	---------------------------------------	-----	------------------------------------	------------------------------	-------------	--------	--	--	------	--	--

Underwater environments only

Monochrome illumination

#	Color	Lumen
4.3061.40.11	6000K cold white	4140 lm
4.3061.40.12	3000K warm white	2700 lm
4.3061.40.13	4500K neutral white	2880 lm
4.3061.40.16	royal blue	610 mW/LED

Specifications	
LED	18 POW-LED
WATT	total 48 W
POWER	CC 700 mA @24 V-DC
BEAM	30° medium
CABLE	UW, 6x1,0 + 2x0,5 qmm

Control gear	Details
5.0670.00.18 max 1	→ 212

Dynamic illumination

#	Color	Lumen
4.3061.40.19	RGB	

Specifications	
LED	18 POW-LED
WATT	all on 50 W
POWER	CC 700 mA @24 V-DC
BEAM	30° medium
CABLE	UW, 6x1,0 + 2x0,5 qmm

Control gear	Details
5.0670.09.18 max 1	→ 218

Installation housings



Concrete pools with tile covering



Stainless steel pools



Facing concrete pools

4.3061.01.00

made of V4A stainless steel with 1.5m protective cable tube and M20 plastic terminating connection, for welding into stainless steel pools and for installation in concrete pools with tile covering